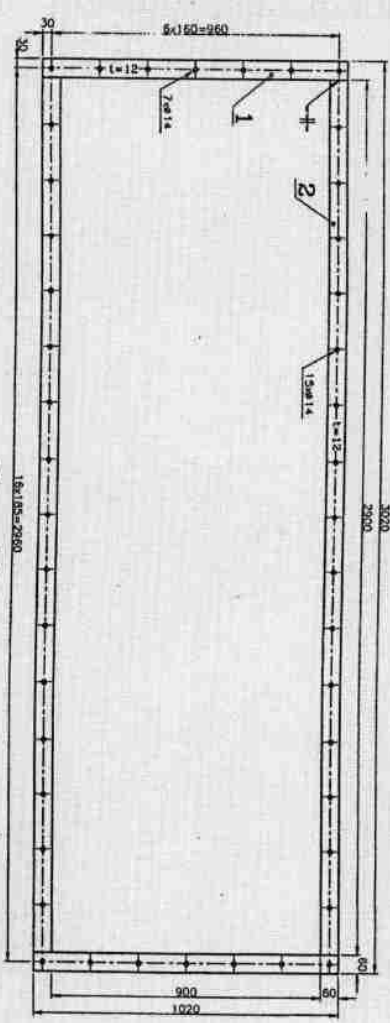
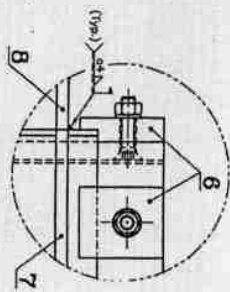
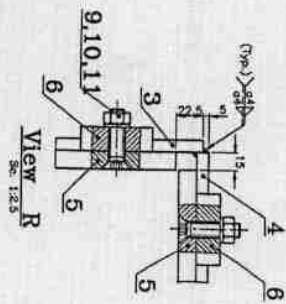
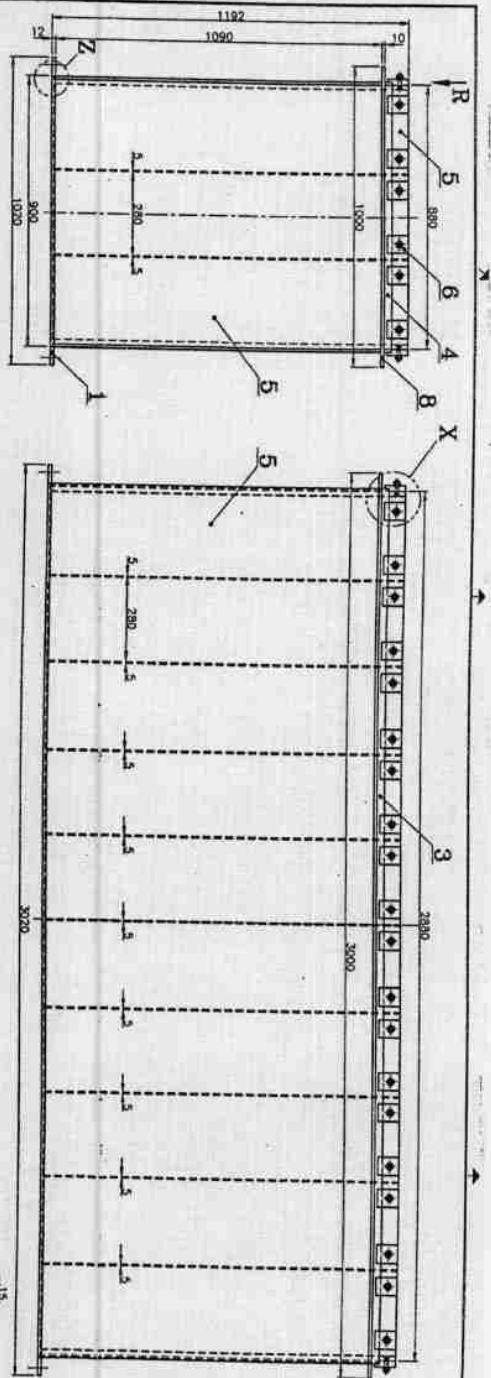
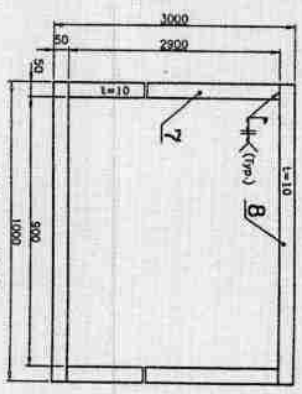


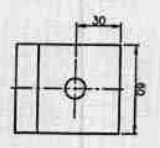
مادرت بر رانده



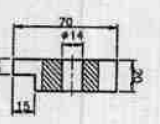
Nos. 1,2



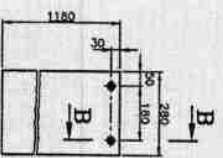
Nos. 7,8



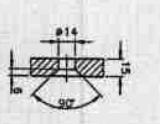
No. 6



No. 5



Section: B-B



No.	Description / Drawing	Qty	Unit	Weight
11	Spring Lock Washer - A12 DIN127	42	FSN	0.21
10	Hex Nut - M12 - DIN934	32	8	0.81
9	Con. Head Cap Screw - M12x50 - DIN 7991	32	6.8	2.24
8	Fl. 50x10x1000 L4	2	RSJ37-2	7.85
7	Fl. 50x10x2900 L4	2	RSJ37-2	22.77
6	Fl. 60x20x70 L4	42	RSJ37-2	39.34
5	Lower Pipe 15x280x1180	28	S60	1010.00
4	Fl. 10x850x1130	2	SA37-2	156.12
3	Fl. 10x1130x2980	2	SA37-2	512.21
2	Fl. 60x12x1230 L4	2	SA37-2	6.44
1	Fl. 60x12x2900 L4	2	SA37-2	26.96

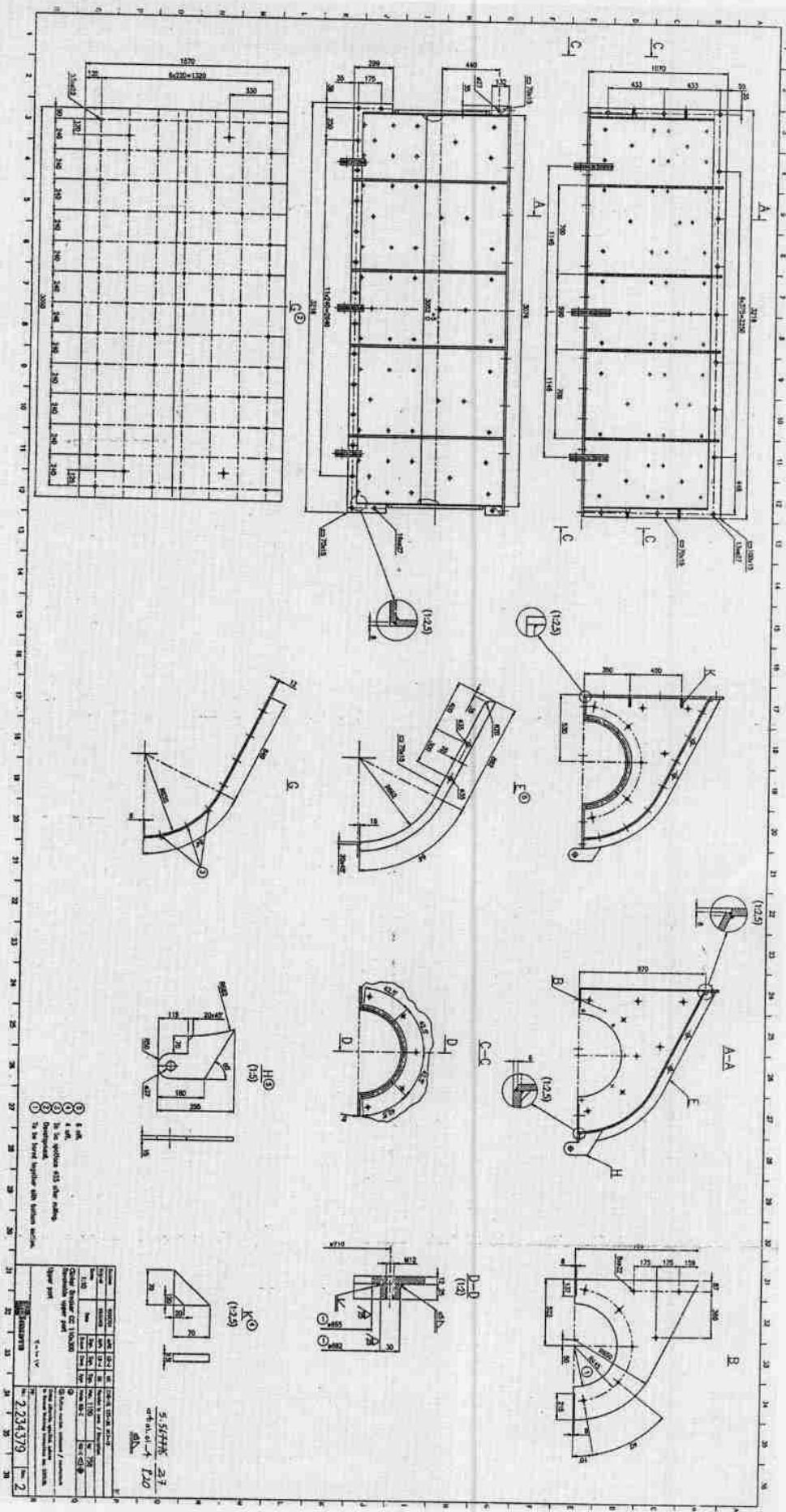


شركة إدارة الهدوس
Ehdos Management Co.

Upper chute (1)

Project No. 181
Drawing Title: Upper chute (1)
Drawing No. 2-035-009
DIN 7186

کامرته ایستادگی

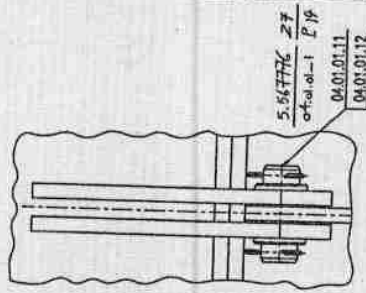
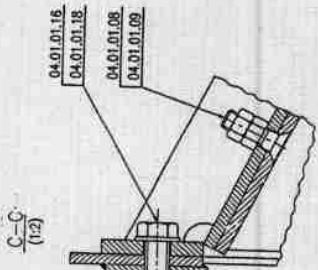
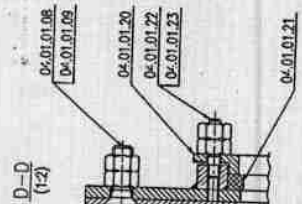
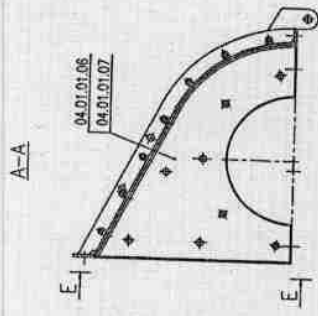
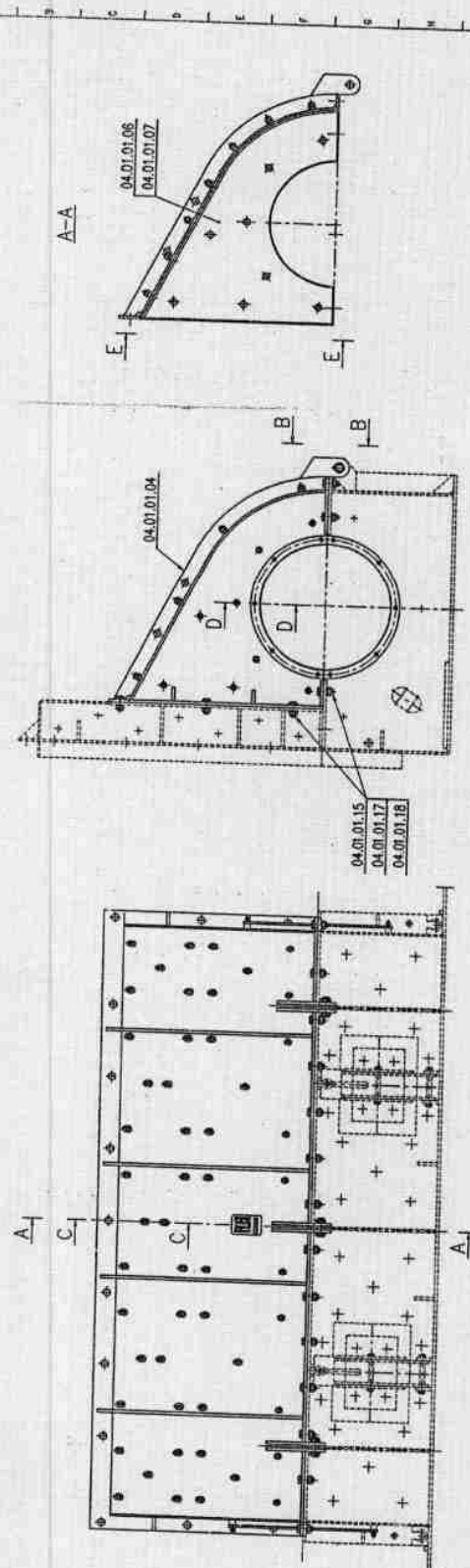


- 1. 4.4.4.
- 2. 4.4.4.
- 3. 4.4.4.
- 4. 4.4.4.
- 5. 4.4.4.
- 6. 4.4.4.
- 7. 4.4.4.
- 8. 4.4.4.
- 9. 4.4.4.
- 10. 4.4.4.
- 11. 4.4.4.
- 12. 4.4.4.
- 13. 4.4.4.
- 14. 4.4.4.
- 15. 4.4.4.
- 16. 4.4.4.
- 17. 4.4.4.
- 18. 4.4.4.
- 19. 4.4.4.
- 20. 4.4.4.
- 21. 4.4.4.
- 22. 4.4.4.
- 23. 4.4.4.
- 24. 4.4.4.
- 25. 4.4.4.
- 26. 4.4.4.
- 27. 4.4.4.
- 28. 4.4.4.
- 29. 4.4.4.
- 30. 4.4.4.
- 31. 4.4.4.
- 32. 4.4.4.
- 33. 4.4.4.
- 34. 4.4.4.
- 35. 4.4.4.
- 36. 4.4.4.
- 37. 4.4.4.
- 38. 4.4.4.
- 39. 4.4.4.
- 40. 4.4.4.

ردیف	شرح	مقدار	واحد	مجموعه
1	سنگ	1.50	م ³	1.50
2	سیم	1.50	م ³	1.50
3	سنگ	1.50	م ³	1.50
4	سیم	1.50	م ³	1.50
5	سنگ	1.50	م ³	1.50
6	سیم	1.50	م ³	1.50
7	سنگ	1.50	م ³	1.50
8	سیم	1.50	م ³	1.50
9	سنگ	1.50	م ³	1.50
10	سیم	1.50	م ³	1.50
11	سنگ	1.50	م ³	1.50
12	سیم	1.50	م ³	1.50
13	سنگ	1.50	م ³	1.50
14	سیم	1.50	م ³	1.50
15	سنگ	1.50	م ³	1.50
16	سیم	1.50	م ³	1.50
17	سنگ	1.50	م ³	1.50
18	سیم	1.50	م ³	1.50
19	سنگ	1.50	م ³	1.50
20	سیم	1.50	م ³	1.50
21	سنگ	1.50	م ³	1.50
22	سیم	1.50	م ³	1.50
23	سنگ	1.50	م ³	1.50
24	سیم	1.50	م ³	1.50
25	سنگ	1.50	م ³	1.50
26	سیم	1.50	م ³	1.50
27	سنگ	1.50	م ³	1.50
28	سیم	1.50	م ³	1.50
29	سنگ	1.50	م ³	1.50
30	سیم	1.50	م ³	1.50
31	سنگ	1.50	م ³	1.50
32	سیم	1.50	م ³	1.50
33	سنگ	1.50	م ³	1.50
34	سیم	1.50	م ³	1.50
35	سنگ	1.50	م ³	1.50
36	سیم	1.50	م ³	1.50
37	سنگ	1.50	م ³	1.50
38	سیم	1.50	م ³	1.50
39	سنگ	1.50	م ³	1.50
40	سیم	1.50	م ³	1.50

5.5/11/11 2/7
 0.01.01-1 120
 2.234379 - 2

Handwritten notes:
 5-54776 27
 04.01.01.11 F 1/8



- F: 04.01.02.02
- G: 04.01.02.03
- H: 04.01.02.04
- J: 04.01.02.05
- K: 04.01.02.06
- L: 04.01.02.07

G	F	F	F	F	F	F	H
K	J	J	J	J	J	J	L

E-E (1:20)

NO. 001	JAN 1974	LT	04-12 000-24
NO. 002	MAR 1974	OS	NO. 001 000-00
NO. 003	MAY 1974	OS	NO. 001 000-00
NO. 004	JUL 1974	OS	NO. 001 000-00
NO. 005	SEP 1974	OS	NO. 001 000-00
NO. 006	NOV 1974	OS	NO. 001 000-00
NO. 007	JAN 1975	OS	NO. 001 000-00
NO. 008	MAR 1975	OS	NO. 001 000-00
NO. 009	MAY 1975	OS	NO. 001 000-00
NO. 010	JUL 1975	OS	NO. 001 000-00

Sliver Binder Co. 11/16/00
 Reversible upper part
 Rev. upper part assembly drawing
 5-54776 27
 04.01.01.11 F 1/8

1.239078
 1

مستند رقم 5.567776

Clinker Breaker
CC 110x300
Bottom section



Parts list No. 5.567776 EE

Sheet No.
02.01.01


MGN Code/Id.

Designation	No req.	Drawing	Code Dimension Manufacturer (Pattern)	Mat	Total Kg.
01 Bottom section Assem dwg		2.234380 ✓			
02					
03					
04 Frame	1	2.234377 ✓		1100	752
05 Details for frame	1	1.239075 ✓		1100	0
06 Bracket f. bear. housing	2	1.208037 ✓		1100	374
07 Bracket f. breaker plate	2	3.120456 ✓		1100	130
08 Bracket f. breaker plate	1	3.120457 ✓		1100	64
09 Guide block	2	4.093860 ✓		1100	20
10 Wear plate	1	2.234376 ✓		1140	158
11 Wear plate	1	2.234033 ✓		1140	52
12 Wear plate	1	2.234035 ✓		1140	52
13 Screw	38		0343.M20x70	8.8	6
14 Nut	76		0113.M20	8	5
15					
16					
17 Door	2	2.150354 ✓		1100	52
18 Wear plate	2	4.206050 ✓		1140	28
19 Screw	8		0343.M20x70	8.8	1
20 Nut	16		0113.M20	8	1
21 Arm	2	3.073817 ✓		1100	18
22 Eye screw	2	7.000122 ✓	.M24x125 Cut 80mm thread	1100	1
23 Handle	2	7.000071 ✓	.M24	1100	2

x)Line

Date	Sign.	Kg.	
14012002	LIK	1716.0	
Rev.	Line.	Week.	Sign.

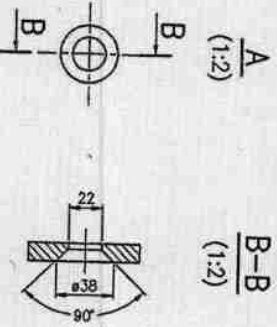
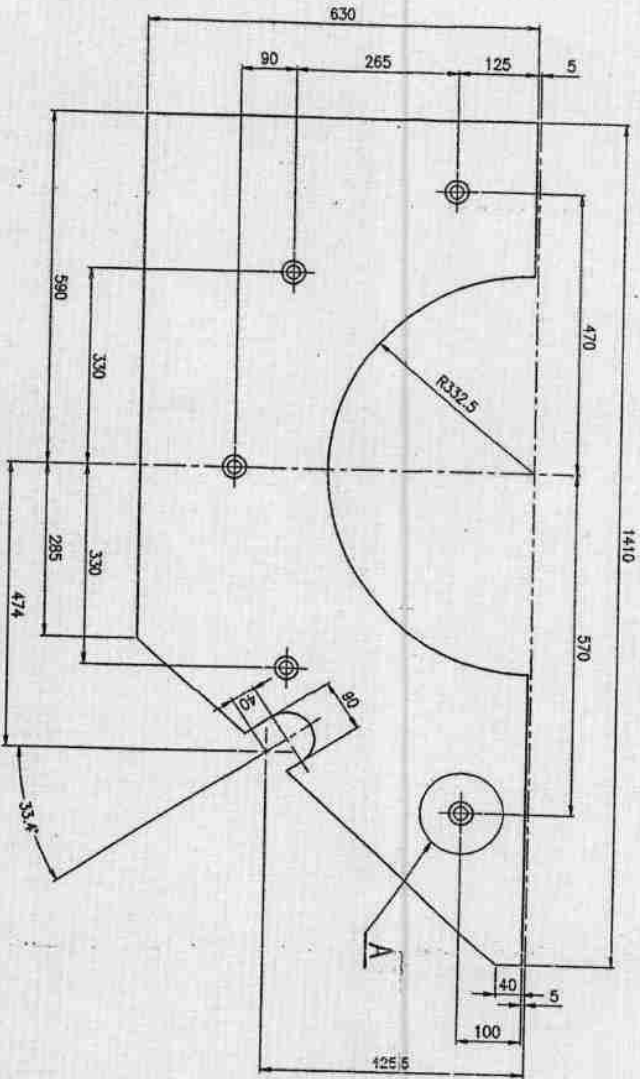
ملاحظات

Clinker Breaker CC 110x300 Bottom section		Parts list No. 5.567776 EE MGN Code/Id.	Sheet No. 02.01.02
---	---	--	-----------------------

Designation	No req.	Drawing	Code Dimension Manufacturer (Pattern)	Mat	Total Kg.
01 Clevis pin	2	7.000078	.22x100 <i>فولر</i>	2001	1
02 Clevis pin	2	7.000078	.22x200 <i>فولر</i>	2001	1
03 Clevis pin	2	7.000078	.22x210 <i>فولر</i>	2001	1
04 Washer	12	7.000079	.22 <i>فولر</i>	1100	1
05 Split pin	12		0840.5x36		0
06					
07					
08 Screw	12		0223.M24x50	8.8	3
09 Nut	12		0113.M24	8	2
10 Spring washer	12		0720.M24	x)	1
11					
12					
13					
14 Housing for fan	2	2.238224 ✓	<i>فولر</i>	1100	46
15 Cover	2	3.233288 ✓	<i>فولر</i>	1100	4
16 Screw	24		0223.M12x25	8.8	1
17 Nut	12		0113.M12	8	0
18 Spring washer	28		0720.M12	x)	0
19 Screw	4	7.000299 ✓	.M12x20 <i>فولر</i>	2110	0
20					
21					
22					
23					

x)Line 10,18: Spring steel HRC 44-51	Date	Sign.	Kg.
	14012002	LIK	61.0
Rev.	Line.	Week.	Sign.

کامپوزیت زیر بند



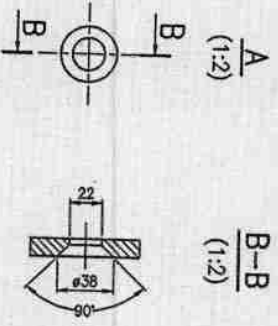
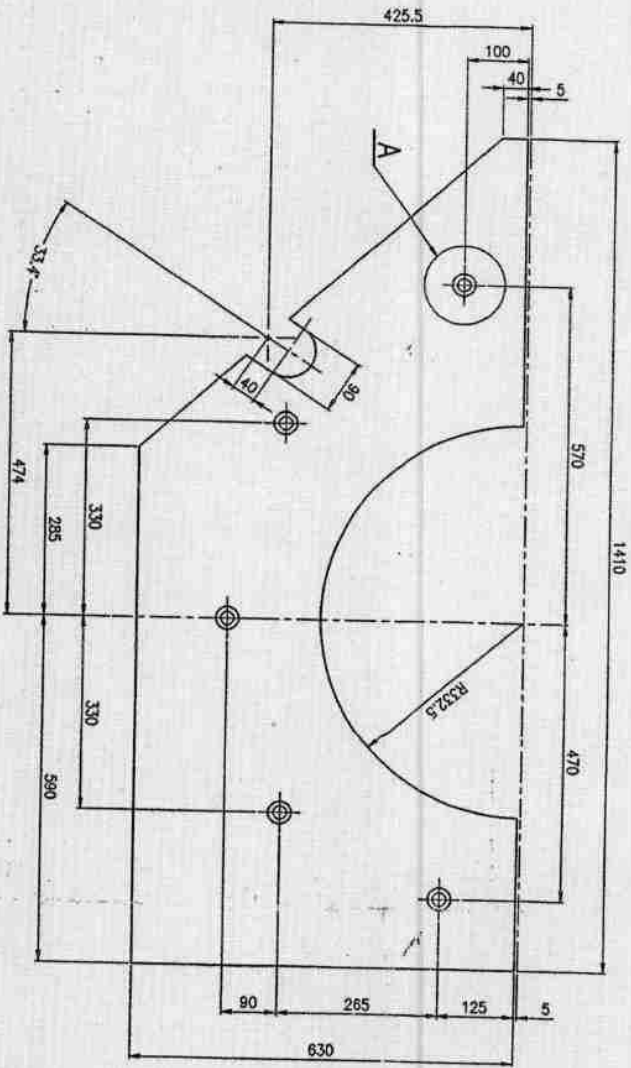
5.84776 27
02.01.01-11 P13

Revision	19A0801	400	18-1	18d	1-1.1.17
Original	1202019	AP	18-1	UK	Revision in zone / description
Scale	1:5	Date	5/9/14	5/9/14	Part 52
		Drawn	Chad	Appr.	Maker: 80-E
Chinler Broader CC 110					
Bottom section					
Wear plate					
Pattern number, embossed / countermark Unless otherwise specified, refer to General Relationship Instructions No. 200330.					
No. 2.234033 Rev. 2					

2 3 4 5 6 7 8 9 10 11 12 13 14 15 16 17 18

K J I H G F E D C B A

کامپوزیٹ پورٹ



5.567776 27
02.01.01.12 P 14

Revision	19A001	19B03	19B-1	19C	19D	19E-1/16/17
Original	1900799	20	19-1	UK		Revision in zone / Description:
Scale	1:5	Full	Spn.	Spn.	Spn.	Mat: 1140
			Drawn	Chk'd	Appr.	Wtite: 100-E
Clinker Breaker CC 110						
Bottom section						
Wear plate						

⊗ Pattern number, embossed / countermark
Unless otherwise specified, adhere to General Milling Instructions No. 50030.

Rev	2.234035	Rev	2
-----	----------	-----	---